


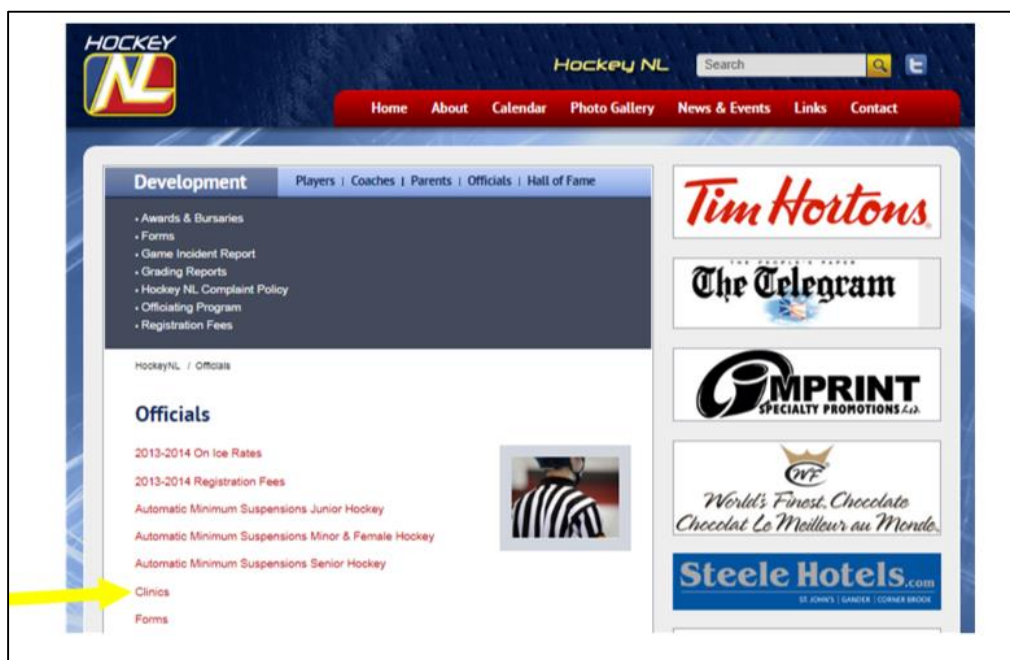
## Hockey Newfoundland eLearning Account Creation & Login Instructions

The following instructions need to be used to log into Hockey NL’s eLearning site for the first time. Once you have successfully registered for your eLearning clinic you can complete the course materials at your own pace.


Visit Hockey NL website ([www.hockeynl.ca](http://www.hockeynl.ca)) and follow the main page link to the page for **“officials”**.



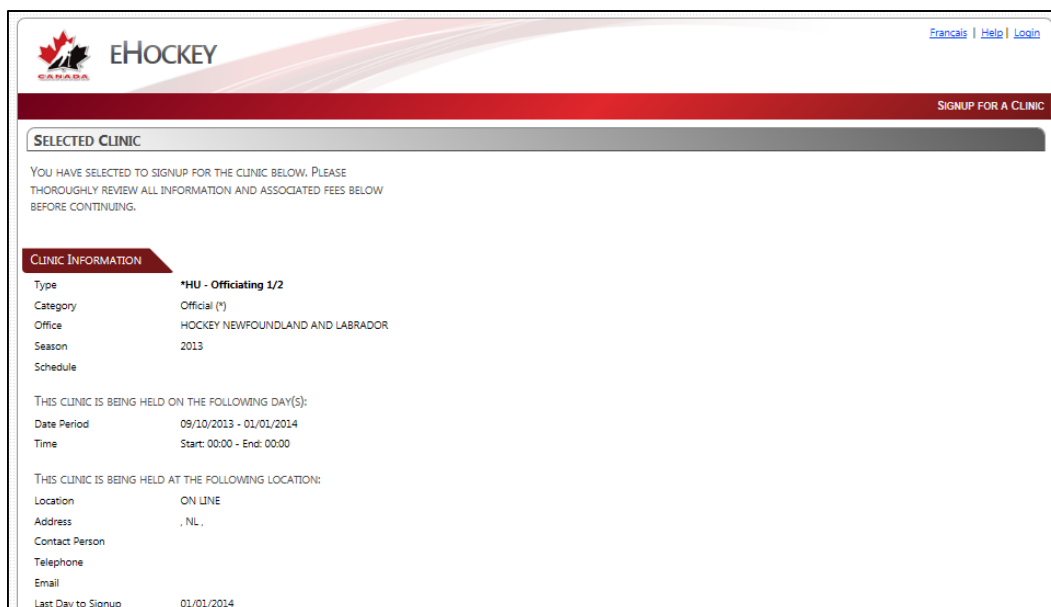
Once there – click on the link for **“clinics”** (<http://www.hockeynl.ca/development/clinics/>)



You will need to click the first link on this page called ***HCOP Clinics (Officials Online/In-Class)***.

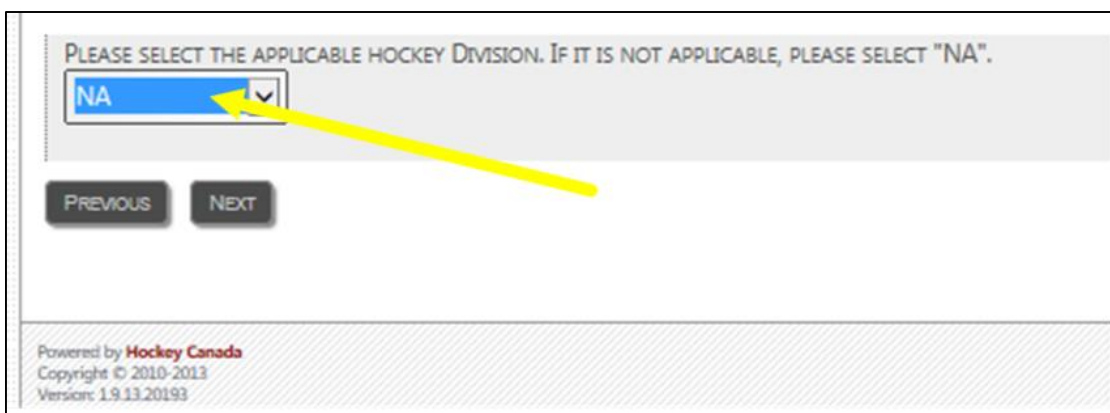


This will lead you to the Hockey Canada eLearning Site where you will need to register and complete your officials learning package.

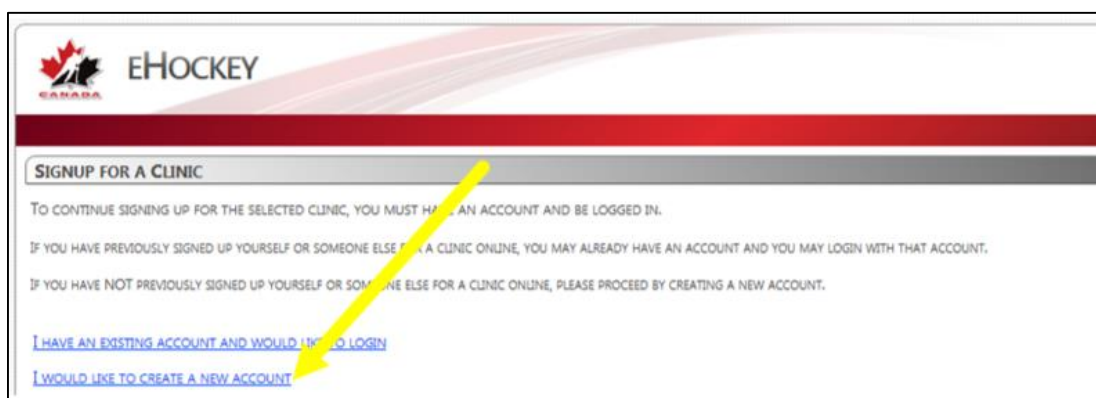


## Hockey Newfoundland eLearning Account Creation & Login Instructions

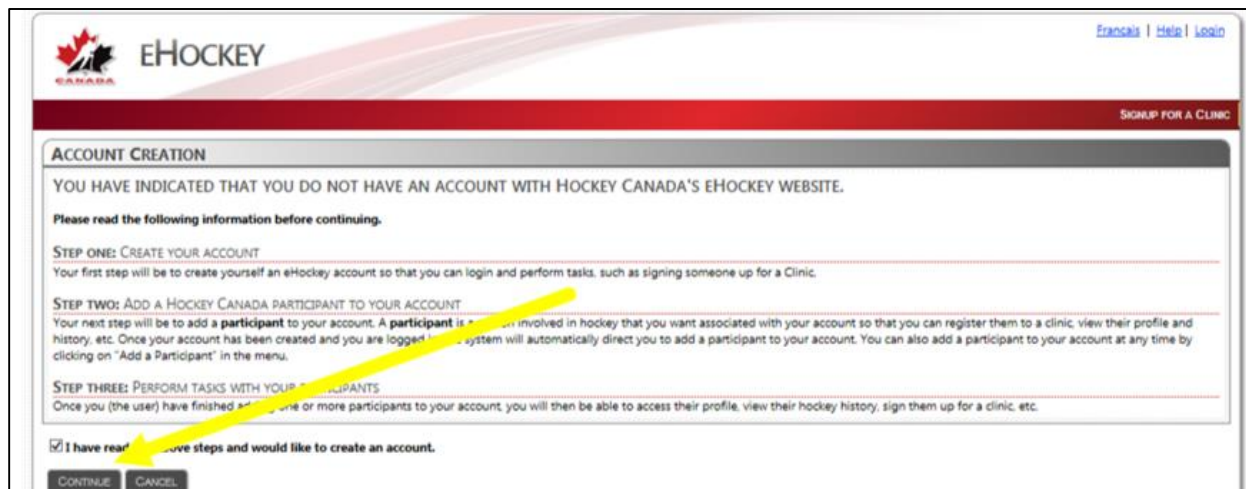
Once you have reached the Hockey Canada eLearning main page, you will need to scroll to the bottom and select the ***“applicable hockey division” as NA – then click “next”.***



You will need to ***“Create a New Account”*** by following the bottom link.



In order to create your account you will need to ***“AGREE”*** to the terms presented and click ***“CONTINUE”***



# Hockey Newfoundland eLearning

## Account Creation & Login Instructions



Start creating your account by entering and confirming your e-mail address, creating a password and a security question.

Email:	<input type="text"/>	*
Confirm Email:	<input type="text"/>	*
Password:	<input type="text"/>	*
Confirm Password:	<input type="text"/>	*
Security Question:	<input type="text"/>	* Formulate a question that only you can answer
Security Answer:	<input type="text"/>	* Enter the answer to your security question

\* Denotes required information

PLEASE VERIFY THAT ALL INFORMATION IS CORRECT BEFORE CLICKING ON THE SUBMIT BUTTON.



